



Weekly Review

Week ended April 30th, 2026

CONTACTS;

Email: info@suntra.co.ke

Website: www.suntra.co.ke

Tel: +254 724 257024

WhatsApp: +254 715 353580

Head Office: Nation Centre, 7th Floor
Kimathi Street, Nairobi, Kenya



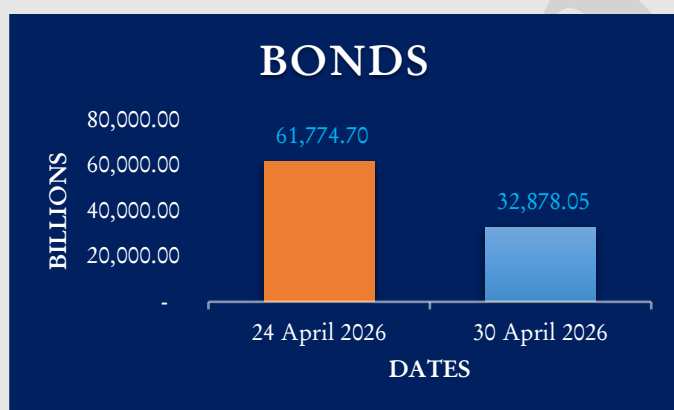
Key Market Indicators

Week ending	30-Apr-26	24-Apr-25	% Change
NSE 20 SHARE INDEX	3,547.53p	3,589.13p	-1.16%
NSE ALL SHARE INDEX	205.34p	207.09p	-0.85%
NSE 25 SHARE INDEX	5,667.98p	5,735.29p	-1.17%
EQUITY TURNOVER	2,292.00 M	2,997.00 M	-23.54%
MARKET CAPITALIZATION	3,405.29 B	3,434.20 B	-0.84%
EQUITY VOLUME	58.91 M	106.64 M	-44.76%
BOND TURNOVER	32,878.05 M	61,774.70M	-46.78%

(Source: NSE, Suntra research)

Bonds Markets

- The bond market decreased by 46.78% to close the week at **Ksh. 32,878.05 Million** Compared to **Ksh 61,774.70 Million** traded the previous week.



(Source NSE, Suntra research)

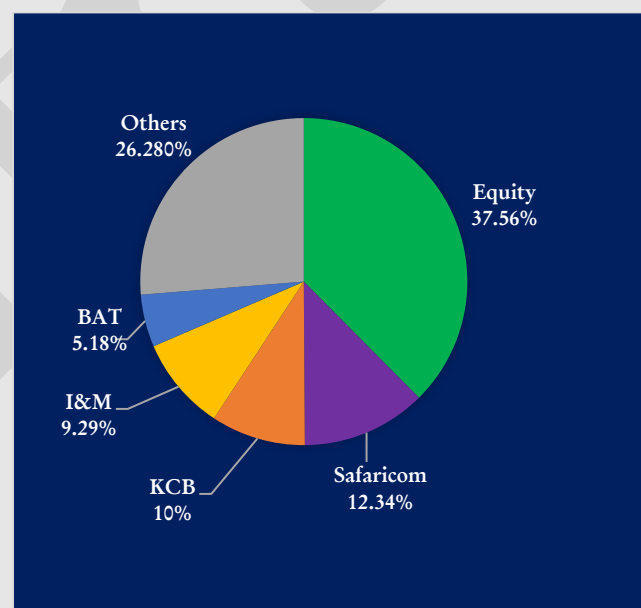
Equities Market

- Throughout the week, the top 5 companies collectively contributed significantly to the market turnover, reaching **Ksh 1,689.46 million**, which represented **73.72%** of the total turnover. This figure marked a notable decrease compared to the previous week's turnover of

Ksh 2,383.25 million, constituting **79.51%** of the total turnover.

- The top five companies by market turnover were, **Equity, Safaricom, KCB, I&M and BAT**.
- The proportion of the Top Five's Total Turnover to the total market turnover decreased by **5.79%** from the previous week's figure of **79.51%**.

Top 5 by Equity Turnover in Millions – 30th Apr 2026



(Source: NSE, Suntra Research)

- The past week saw a downtrend performance in the stock market, with the **NSE 20 Share Index** decreasing by **1.16%** while the **NSE 25 Share Index** also experienced a decrease of **1.17%**. Simultaneously, the **NSE All Share Index** also decreased by **0.85%**, closing the week at **205.34 points** compared to the previous week's **207.09 points**.
- The **Equity Turnover** for the current week amounted to **Ksh 2,292.00 million**, marking a

Disclaimer: This publication is meant for general information only and is not a warranty, representation, advice or solicitation of any matter. The views expressed are those of the writer and should not be quoted.

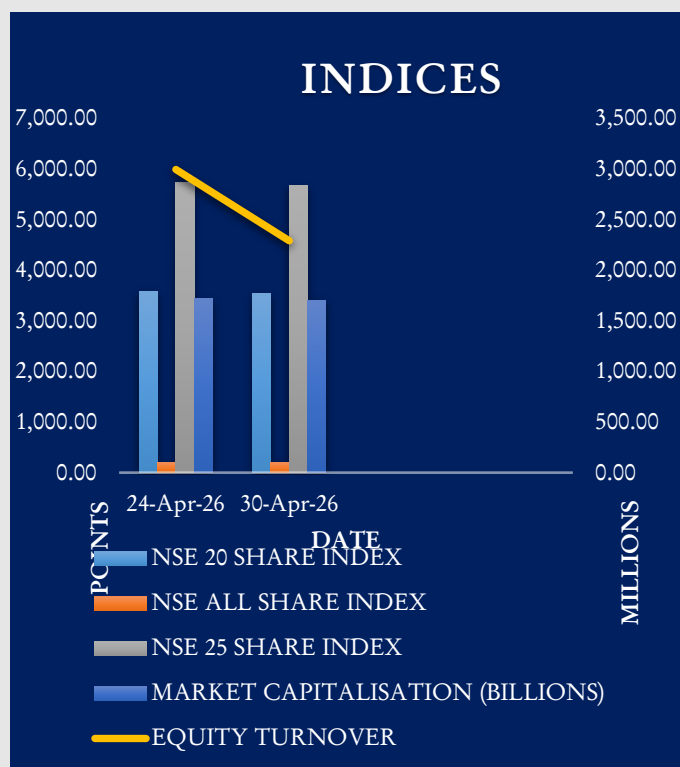
7th Floor Nation Centre, Kimathi Street | P.O Box 74016- 00200, Nairobi, Kenya

☎ : +254 724257024. WhatsApp: 0715353580

✉ : info@suntra.co.ke <https://www.suntra.co.ke>

substantial decrease of **23.54%** from the previous week's figure of **Ksh 2,997.00 million**.

- There was a net outflow of **Ksh 8.33 Million** as compared to inflow of **Ksh 311.98 Million** during the last week.



(Source: NSE and Suntra Investment Analysis)

SECTOR PERFORMANCE

Agriculture

Eaagads Tea exhibited a downtrend move of **3.98%**, with its share price closing Friday's trading session at **Ksh 35.15**. Meanwhile, Willimson concluded the week at **Ksh 131**.

Banking

The banking sector transacted shares worth **Ksh 1.6 billion**, accounting for **70.2%** of the week's traded value. Stanchart bank closed the week higher with an **1.23%** increase thus closing at a price of **Ksh 351**.

Energy and petroleum

Within the sector, **Kengen** and **KPLC** ended the week at **Ksh 9.3** and **Ksh 16.3**, respectively. Kengen and KPLC saw a modest decrease of **0.00%** and **1.21%** respectively.

Manufacturing

The sector was mainly driven by **Carbacid** which went up by **0.17%**, to close the week at **Ksh. 29.85**.

Telecommunications

Safaricom's share price witnessed a slight downtrend move of **0.67%** during the week, concluding at **Ksh 29.7**.

(Source: NSE and Suntra Investment Analysis)

CORPORATE NEWS.

- **BOC Kenya Plc** reported an improvement in its **2025** financial performance, with profits growing to **Ksh 314.02 Million**, up from **Ksh 211.65 Million** in **2024**. The company has declared a final Dividend of **Ksh 10.35** payable to shareholders on the company register at book closure date **31st May 2026**. The payment date is on or about **21st July 2026**.
- **Car & General Plc** reported an improvement in its **2025** financial performance, with profits growing to **Ksh 2.45 billion**, up from **Ksh 526.04 million** in **2024**. The directors have recommended a final Dividend of **Ksh 3.12** payable to shareholders on the company register at book closure date **24th June 2026**. The payment date is on or about **30th June 2026**.

(Source: NSE, Suntra Investment Analysis)

Disclaimer: This publication is meant for general information only and is not a warranty, representation, advice or solicitation of any matter. The views expressed are those of the writer and should not be quoted.

Exchange Rates

During the week ending **April 30th, 2026**, the Kenya Shilling (Ksh) demonstrated resilience against major international and regional currencies, maintaining its stability. On **April 30th, 2026**, it stood at **Ksh 129.19** per US dollar, compared to **Ksh 129.21** per US dollar observed on **April 24th, 2026**.

(Source: CBK and Suntra Investment Analysis)

NEXT TREASURY BILLS ISSUE NOS. (2681/091), (2655/182) & (2610/364) DATED 11/05/2026

Tenor	91 Days	182 Days	364 Days	Total
Amount Offered (Kes. M)	4,000	10,000	10,000	24,000
Auction Date & Bids Closure	07-May-26	07-May-26	07-May-26	
Results Announcement	07-May-26	07-May-26	07-May-26	
This Auction	8.0398%	8.2115%	8.5133%	
Redemptions				37,299.45
Net Borrowings/Net Repayment				13,299.45

(Source: CBK, Suntra Research)

CORPORATE ACTIONS

Company	Dividend Type	Amount	Books Closure	Payment Date
BAT	Final	Ksh 60.00	08-May-26	12-Jun-26
Standard Chartered	Final	Ksh 23.00	30-Apr-26	21-May-26
Absa	Final	Ksh 1.85	30-Apr-26	19-May-26
EABL	Interim	Ksh 4.00	20-Feb-26	30-Apr-26
Safaricom	Interim	Ksh 0.85	25-Feb-26	31-Mar-26
KPLC	Interim	Ksh 0.30	23-Feb-26	27-Mar-26
Stanbic	Final	Ksh 18.55	15-May-26	Subject to Approval
Liberty	Final	Ksh 0.50	15-Jun-26	30-Aug-26
KCB	Final	Ksh 3.00	02-Apr-26	Subject to Approval
Equity	Final	Ksh 5.75	22-May-26	30-Jun-26
Co-op	Final	Ksh 1.50	30-Apr-26	05-Jul-26
Diamond	Final	Ksh 9	22-May-26	26-Jun-26
Kakuzi	First & Final	Ksh 16	29-May-26	26-Jun-26
I&M	Final	Ksh 2.25	16-Apr-26	21-May-26
Kenya Re	Final	Ksh 0.15	19-Jun-26	31-Jul-26
NSE	First & Final	Ksh 1	21-May-26	31-Jul-26
Jubilee	Final	Ksh 13	11-Jun-26	24-Jul-26
CIC	Final	Ksh 0.13	23-Apr-26	09-Jun-26
NCBA	Final	Ksh 4.6	30-Apr-26	26-May-26
BK Group	Final	RWF 53.04	15-May-26	31-Jul-26
BOC	Final	Ksh 10.35	31-May-26	21-Jul-26
TP Serena	Final	Ksh 0.35	24-Jun-26	30-Jul-26
Car & General	Final	Ksh 3.12	24-Jun-26	30-Jun-26

WEEKLY EQUITIES SUMMARY

	Latest Price	Previous Price	WoW Return	52 week high	52 week low
Eaagads	33.75	35.15	-3.98% ▼	35.25	10
Kakuzi	423.75	423.5	0.06% ▲	440	240
Kapchorua	241.75	241.25	0.21% ▲	424.25	81
Limuru Tea	510	510	0.00% =	555	310
Sasini	26	27	-3.70% ▼	33.9	13.6
Williamson	131	137	-4.38% ▼	350	120
Car and General	73	65.5	11.45% ▲	73.5	18.5
ABSA	30.5	30.5	0.00% =	33	10
BK Group	54.5	54	0.93% ▲	49.5	26.5
Diamond Trust	147.5	149	-1.01% ▼	170	43.05
Equity	73.5	75	-2.00% ▼	80	33.7
HF Group	9	9.38	-4.05% ▼	11.5	2.8
I & M	49.5	49.65	-0.30% ▼	51.5	15.8
KCB	67	68.5	-2.19% ▼	80.5	15
NCBA Group	89	88.75	0.28% ▲	100	28.5
Stanbic	286	287.5	-0.52% ▼	270	90
Standard Chartered	351	346.75	1.23% ▲	365	134
Co-op	31.3	32.2	-2.80% ▼	31.5	10.1
Eveready	1.15	1.16	-0.86% ▼	1.88	0.59
Express	7.4	7.32	1.09% ▲	10	2.7
HomeBoyz	4.66	4.66	0.00% =	4.66	4.66
Kenya Airways	6.5	6.42	1.25% ▲	9.18	3.65
Longhorn	2.96	2.98	-0.67% ▼	3.46	2
Nairobi Busines Ventures	1.41	1.45	-2.76% ▼	5	1.58
Nation Media	13.95	14.8	-5.74% ▼	22.4	10.6
Sameer	16.8	17.75	-5.35% ▼	21.5	1.8
Standard Group	6.22	6.28	-0.96% ▼	10.8	4.5
TPS Eastern Africa	16.3	15.6	4.49% ▲	18.7	10.85
Uchumi	1.88	1.85	1.62% ▲	2.93	0.16
WPP Scangroup	2.24	2.23	0.45% ▲	3.95	1.8
Bamburi	54	54	0.00% =	84	21.3
Crown paints	56.5	57.25	-1.31% ▼	57.5	29
EA cables	1.71	1.71	0.00% =	3.27	0.72
EA portland	79.75	79.25	0.63% ▲	81	4.38
Kengen	9.3	9.3	0.00% =	9.5	1.94
Kenya Power	16.3	16.5	-1.21% ▼	16.85	1.3
Total	44.6	42.05	6.06% ▲	42.9	14.55
Umeme	8.04	7.96	1.01% ▲	8.7	6.3
Kenya Pipeline	9.24	9.26	-0.22% ▼	9.94	9
Britam	12.3	12.4	-0.81% ▼	12.25	4.01
CIC	4.26	4.45	-4.27% ▼	4.94	1.6
Jubilee	380.25	380	0.07% ▲	389.5	142
Kenya Re	3.33	3.39	-1.77% ▼	4.02	1.05
Liberty	9.8	9.88	-0.81% ▼	12.2	3.3
Sanlam	9.18	9.24	-0.65% ▼	11	4
Centum	13.65	13.9	-1.80% ▼	16.75	7.6
Home Africa	1.42	1.45	-2.07% ▼	1.83	0.27
Kurwitu	1500	1500	0.00% =	1500	1500
Olympia	7.22	7.7	-6.23% ▼	9	1.91
Trans-Century	1.12	1.12	0.00% =	1.78	0.29
NSE	19.9	20.05	-0.75% ▼	25.9	5.22
BOC Kenya	151	152.25	-0.82% ▼	144.75	65
BAT	574	574	0.00% =	629	325
Carbacid	29.85	29.8	0.17% ▲	32.5	11
EABL	243.5	248.5	-2.01% ▼	351	100
FlameTree	2.14	2.26	-5.31% ▼	3.11	0.86
Africa Mega Agricorp	108.25	116.75	-7.28% ▼	118.25	10.4
Unga	27.85	28.95	-3.80% ▼	34	12
Shri Krishana	8.76	8.84	-0.90% ▼	12	5.9
Safaricom	29.7	29.9	-0.67% ▼	34.1	11.5

Note:

Latest Price- Price on 30th Thursday April, 2026.

Previous Price- Price on 24th Friday April, 2026.

WoW Return-Percentage change between Latest and previous Price.

52 Week High- Highest price in the year.

52 Week Low- Lowest price in the year.

Research Analyst Desk

Email: research@suntra.co.ke

: vincent.mwendwa@suntra.co.ke

Disclaimer: This publication is meant for general information only and is not a warranty, representation, advice or solicitation of any matter. The views expressed are those of the writer and should not be quoted.

7th Floor Nation Centre, Kimathi Street | P.O Box 74016- 00200, Nairobi, Kenya

☎ : +254 724257024. WhatsApp: 0715353580

☎ : info@suntra.co.ke <https://www.suntra.co.ke>