



Weekly Review

Week ended May 22nd, 2026

CONTACTS;

Email: info@suntra.co.ke

Website: www.suntra.co.ke

Tel: +254 724 257024

WhatsApp: +254 715 353580

Head Office: Nation Centre, 7th Floor
Kimathi Street, Nairobi, Kenya



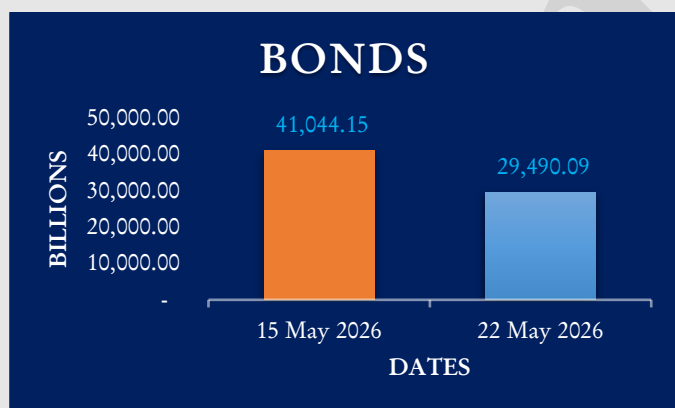
Key Market Indicators

| Week ending | 22-May-26 | 15-Apr-25 | % Change |
|-----------------------|-------------|------------|----------|
| NSE 20 SHARE INDEX | 3,488.45p | 3,524.70p | -1.03% |
| NSE ALL SHARE INDEX | 206.21p | 205.6p | +0.30% |
| NSE 25 SHARE INDEX | 5,682.85p | 5,684.09p | -0.02% |
| EQUITY TURNOVER | 2,735.00 M | 3,097.00 M | -11.70% |
| MARKET CAPITALIZATION | 3,419.93 B | 3,409.79 B | +0.30% |
| EQUITY VOLUME | 73.35 M | 93.59 M | -21.63% |
| BOND TURNOVER | 29,490.09 M | 41,044.15M | -28.15% |

(Source: NSE, Suntra research)

Bonds Markets

- The bond market decreased by **28.15%** to close the week at **Ksh. 29,490.09 Million** Compared to **Ksh 41,044.15 Million** traded the previous week.



(Source NSE, Suntra research)

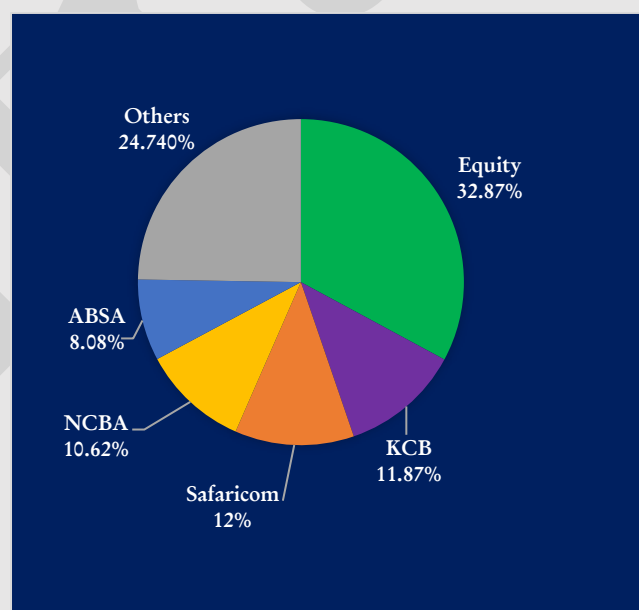
Equities Market

- Throughout the week, the top 5 companies collectively contributed significantly to the market turnover, reaching **Ksh 2,058.38 million**, which represented **75.26%** of the total turnover. This figure marked a notable decrease compared to the previous week's turnover of

Ksh 2,210.39 million, constituting **71.97%** of the total turnover.

- The top five companies by market turnover were, **Equity, KCB, Safaricom, NCBA** and **ABSA**.
- The proportion of the Top Five's Total Turnover to the total market turnover increased by **3.29%** from the previous week's figure of **71.97%**.

Top 5 by Equity Turnover in Millions – 22nd May 2026



(Source: NSE, Suntra Research)

- The past week saw a downtrend performance in the stock market, with the **NSE 20 Share Index** decreasing by **1.03%** while the **NSE 25 Share Index** also experienced a decrease of **0.02%**. Simultaneously, the **NSE All Share Index** also increased by **0.30%**, closing the week at **206.21 points** compared to the previous week's **205.6 points**.
- The **Equity Turnover** for the current week amounted to **Ksh 2,735.00 million**, marking a

Disclaimer: This publication is meant for general information only and is not a warranty, representation, advice or solicitation of any matter. The views expressed are those of the writer and should not be quoted.

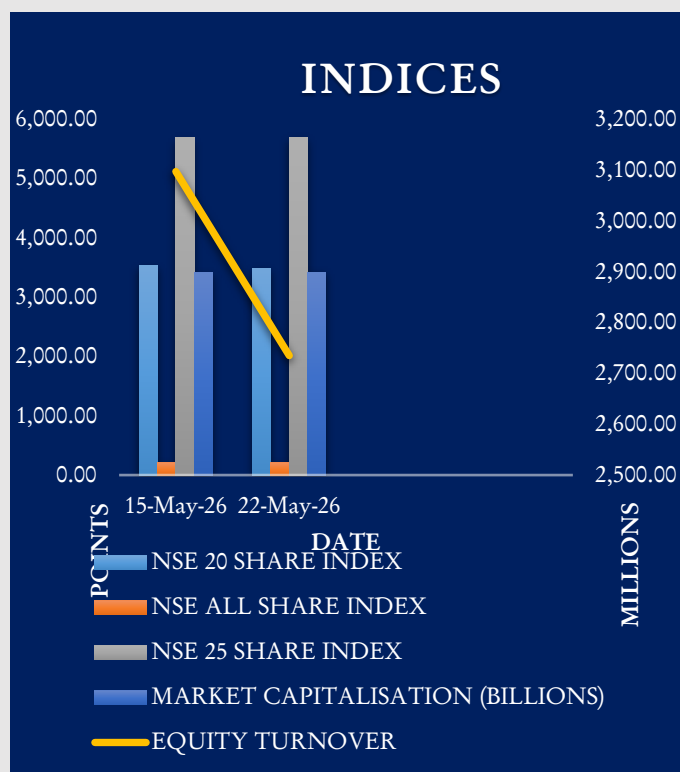
7th Floor Nation Centre, Kimathi Street | P.O Box 74016- 00200, Nairobi, Kenya

☎ : +254 724257024. WhatsApp: 0715353580

✉ : info@suntra.co.ke <https://www.suntra.co.ke>

substantial decrease of 11.70% from the previous week's figure of **Ksh 3,097.00 million**.

- There was a net outflow of **Ksh 244.99 Million** as compared to outflow of **Ksh 371.81 Million** during the last week.



(Source: NSE and Suntra Investment Analysis)

SECTOR PERFORMANCE

Agriculture

Kapchorua Tea exhibited an uptrend move of 5.79%, with its share price closing Friday's trading session at **Ksh 274.25**. Meanwhile, **Willimson** concluded the week at **Ksh 132.25**.

Banking

The banking sector transacted shares worth **Ksh 1.9 billion**, accounting for 72.38% of the week's traded value. **HF Group** closed the week higher with an 1.73% increase thus closing at a price of **Ksh 9.4**.

Energy and petroleum

Within the sector, **Kengen** and **KPLC** ended the week at **Ksh 9.18** and **Ksh 15.4**, respectively. Kengen and KPLC saw a modest increase of 0.00% and 0.33% respectively.

Manufacturing

The sector was mainly driven by **BOC Kenya** which went up by 7.52%, to close the week at **Ksh. 168**.

Telecommunications

Safaricom's share price witnessed a slight uptrend move of 2.33% during the week, concluding at **Ksh 30.75**.

(Source: NSE and Suntra Investment Analysis)

CORPORATE NEWS.

- **BOC Kenya Plc** reported an improvement in its 2025 financial performance, with profits growing to **Ksh 314.02 Million**, up from **Ksh 211.65 Million** in 2024. The company has declared a final Dividend of **Ksh 10.35** payable to shareholders on the company register at book closure date **31st May 2026**. The payment date is on or about **21st July 2026**.
- **Car & General Plc** reported an improvement in its 2025 financial performance, with profits growing to **Ksh 2.45 billion**, up from **Ksh 526.04 million** in 2024. The directors have recommended a final Dividend of **Ksh 3.12** payable to shareholders on the company register at book closure date **24th June 2026**. The payment date is on or about **30th June 2026**.

(Source: NSE, Suntra Investment Analysis)

Disclaimer: This publication is meant for general information only and is not a warranty, representation, advice or solicitation of any matter. The views expressed are those of the writer and should not be quoted.

Exchange Rates

During the week ending **April 21st, 2026**, the Kenya Shilling (Ksh) demonstrated resilience against major international and regional currencies, maintaining its stability. On **April 21st, 2026**, it stood at **Ksh 129.57** per US dollar, compared to **Ksh 129.27** per US dollar observed on **April 14th, 2026**.

(Source: CBK and Suntra Investment Analysis)

NEXT TREASURY BILLS ISSUE NOS. (2684/091), (2658/182) & (2613/364) DATED 01/06/2026

| Tenor | 91 Days | 182 Days | 364 Days | Total |
|------------------------------|-----------|-----------|-----------|-----------|
| Amount Offered (Kes. M) | 4,000 | 10,000 | 10,000 | 24,000 |
| Auction Date & Bids Closure | 28-May-26 | 28-May-26 | 28-May-26 | |
| Results Announcement | 28-May-26 | 28-May-26 | 28-May-26 | |
| This Auction | 8.1895% | 8.2100% | 8.5145% | |
| Redemptions | | | | 30,151.65 |
| Net Borrowings/Net Repayment | | | | 6,151.65 |

(Source: CBK, Suntra Research)

CORPORATE ACTIONS

| Company | Dividend Type | Amount | Books Closure | Payment Date |
|--------------------|---------------|-----------|---------------|--------------|
| BAT | Final | Ksh 60.00 | 08-May-26 | 12-Jun-26 |
| Standard Chartered | Final | Ksh 23.00 | 30-Apr-26 | 21-May-26 |
| Absa | Final | Ksh 1.85 | 30-Apr-26 | 19-May-26 |
| EABL | Interim | Ksh 4.00 | 20-Feb-26 | 30-Apr-26 |
| Safaricom | Interim | Ksh 0.85 | 25-Feb-26 | 31-Mar-26 |
| KPLC | Interim | Ksh 0.30 | 23-Feb-26 | 27-Mar-26 |
| Stanbic | Final | Ksh 18.55 | 15-May-26 | 04-Jun-26 |
| Liberty | Final | Ksh 0.50 | 15-Jun-26 | 30-Aug-26 |
| KCB | Final | Ksh 3.00 | 02-Apr-26 | 22-May-26 |
| Equity | Final | Ksh 5.75 | 22-May-26 | 30-Jun-26 |
| Co-op | Final | Ksh 1.50 | 30-Apr-26 | 05-Jun-26 |
| Diamond | Final | Ksh 9 | 22-May-26 | 26-Jun-26 |
| Kakuzi | First & Final | Ksh 16 | 29-May-26 | 26-Jun-26 |
| I&M | Final | Ksh 2.25 | 16-Apr-26 | 21-May-26 |
| Kenya Re | Final | Ksh 0.15 | 19-Jun-26 | 31-Jul-26 |
| NSE | First & Final | Ksh 1 | 21-May-26 | 31-Jul-26 |
| Jubilee | Final | Ksh 13 | 11-Jun-26 | 24-Jul-26 |
| CIC | Final | Ksh 0.13 | 23-Apr-26 | 09-Jun-26 |
| NCBA | Final | Ksh 4.6 | 30-Apr-26 | 26-May-26 |
| BK Group | Final | RWF 53.04 | 15-May-26 | 31-Jul-26 |
| BOC | Final | Ksh 10.35 | 31-May-26 | 21-Jul-26 |
| TP Serena | Final | Ksh 0.35 | 24-Jun-26 | 30-Jul-26 |
| Car & General | Final | Ksh 3.12 | 24-Jun-26 | 30-Jun-26 |
| Safaricom | Final | Ksh 1.15 | 04-Aug-26 | 04-Sep-26 |

WEEKLY EQUITIES SUMMARY

| | Latest Price | Previous Price | WoW Return | 52 week high | 52 week low |
|--------------------------|--------------|----------------|------------|--------------|-------------|
| Eaagads | 31.1 | 32.15 | -3.27% ▼ | 35.25 | 10 |
| Kakuzi | 445.25 | 419.5 | 6.14% ▲ | 440 | 240 |
| Kapchorua | 274.25 | 259.25 | 5.79% ▲ | 424.25 | 81 |
| Limuru Tea | 482.5 | 480 | 0.52% ▲ | 555 | 310 |
| Sasini | 27.1 | 29.65 | -8.60% ▼ | 33.9 | 13.6 |
| Williamson | 132.25 | 133.25 | -0.75% ▼ | 350 | 120 |
| Car and General | 79 | 79 | 0.00% | 73.5 | 18.5 |
| ABSA | 28.75 | 28.75 | 0.00% | 33 | 10 |
| BK Group | 46 | 54 | -14.81% ▼ | 49.5 | 26.5 |
| Diamond Trust | 149.5 | 149.25 | 0.17% ▲ | 170 | 43.05 |
| Equity | 76 | 75 | 1.33% ▲ | 80 | 33.7 |
| HF Group | 9.4 | 9.24 | 1.73% ▲ | 11.5 | 2.8 |
| I & M | 50 | 49.7 | 0.60% ▲ | 51.5 | 15.8 |
| KCB | 66.75 | 66.75 | 0.00% | 80.5 | 15 |
| NCBA Group | 88.25 | 88.5 | -0.28% ▼ | 100 | 28.5 |
| Stanbic | 274.5 | 294.5 | -6.79% ▼ | 270 | 90 |
| Standard Chartered | 335 | 344.5 | -2.76% ▼ | 365 | 134 |
| Co-op | 32.25 | 32.5 | -0.77% ▼ | 31.5 | 10.1 |
| Eveready | 1.12 | 1.13 | -0.88% ▼ | 1.88 | 0.59 |
| Express | 6.7 | 7.08 | -5.37% ▼ | 10 | 2.7 |
| HomeBoyz | 4.66 | 4.66 | 0.00% | 4.66 | 4.66 |
| Kenya Airways | 5.9 | 6.22 | -5.14% ▼ | 9.18 | 3.65 |
| Longhorn | 2.98 | 3 | -0.67% ▼ | 3.46 | 2 |
| Nairobi Busines Ventures | 1.29 | 1.36 | -5.15% ▼ | 5 | 1.58 |
| Nation Media | 13.25 | 13.1 | 1.15% ▲ | 22.4 | 10.6 |
| Sameer | 15.35 | 15.65 | -1.92% ▼ | 21.5 | 1.8 |
| Standard Group | 5.96 | 6.24 | -4.49% ▼ | 10.8 | 4.5 |
| TPS Eastern Africa | 16 | 15.1 | 5.96% ▲ | 18.7 | 10.85 |
| Uchumi | 1.58 | 1.73 | -8.67% ▼ | 2.93 | 0.16 |
| WPP Scangroup | 2.18 | 2.24 | -2.68% ▼ | 3.95 | 1.8 |
| Bamburi | 54 | 54 | 0.00% | 84 | 21.3 |
| Crown paints | 58.5 | 60.5 | -3.31% ▼ | 57.5 | 29 |
| EA cables | 1.71 | 1.71 | 0.00% | 3.27 | 0.72 |
| EA portland | 73 | 76.5 | -4.58% ▼ | 81 | 4.38 |
| Kengen | 9.18 | 9.18 | 0.00% | 9.5 | 1.94 |
| Kenya Power | 15.4 | 15.35 | 0.33% ▲ | 16.85 | 1.3 |
| Total | 45 | 45.45 | -0.99% ▼ | 42.9 | 14.55 |
| Umeme | 7.62 | 7.88 | -3.30% ▼ | 8.7 | 6.3 |
| Kenya Pipeline | 9.12 | 9.1 | 0.22% ▲ | 9.94 | 9 |
| Britam | 12.85 | 12.5 | 2.80% ▲ | 12.25 | 4.01 |
| CIC | 4.16 | 4.22 | -1.42% ▼ | 4.94 | 1.6 |
| Jubilee | 365.25 | 369.75 | -1.22% ▼ | 389.5 | 142 |
| Kenya Re | 3.32 | 3.35 | -0.90% ▼ | 4.02 | 1.05 |
| Liberty | 10.1 | 9.78 | 3.27% ▲ | 12.2 | 3.3 |
| Sanlam | 8.28 | 8.5 | -2.59% ▼ | 11 | 4 |
| Centum | 13.75 | 13.65 | 0.73% ▲ | 16.75 | 7.6 |
| Home Africa | 1.3 | 1.34 | -2.99% ▼ | 1.83 | 0.27 |
| Kurwitu | 1500 | 1500 | 0.00% | 1500 | 1500 |
| Olympia | 6.94 | 7 | -0.86% ▼ | 9 | 1.91 |
| Trans-Century | 1.12 | 1.12 | 0.00% | 1.78 | 0.29 |
| NSE | 18.65 | 19.85 | -6.05% ▼ | 25.9 | 5.22 |
| BOC Kenya | 168 | 156.25 | 7.52% ▲ | 144.75 | 65 |
| BAT | 503 | 513 | -1.95% ▼ | 629 | 325 |
| Carbacid | 29.55 | 29.45 | 0.34% ▲ | 32.5 | 11 |
| EABL | 244.75 | 243.25 | 0.62% ▲ | 351 | 100 |
| FlameTree | 2.06 | 2.14 | -3.74% ▼ | 3.11 | 0.86 |
| Africa Mega Agricorp | 108 | 104 | 3.85% ▲ | 118.25 | 10.4 |
| Unga | 26.85 | 27 | -0.56% ▼ | 34 | 12 |
| Shri Krishana | 9.32 | 9.8 | -4.90% ▼ | 12 | 5.9 |
| Safaricom | 30.75 | 30.05 | 2.33% ▲ | 34.1 | 11.5 |

Note:

Latest Price- Price on 22nd Friday May, 2026.

Previous Price- Price on 15th Friday May, 2026.

WoW Return-Percentage change between Latest and previous Price.

52 Week High- Highest price in the year.

52 Week Low- Lowest price in the year.

Research Analyst Desk

Email: research@suntra.co.ke
: vincent.mwendwa@suntra.co.ke

Disclaimer: This publication is meant for general information only and is not a warranty, representation, advice or solicitation of any matter. The views expressed are those of the writer and should not be quoted.

7th Floor Nation Centre, Kimathi Street | P.O Box 74016- 00200, Nairobi, Kenya

☎ : +254 724257024. WhatsApp: 0715353580

☎ : info@suntra.co.ke <https://www.suntra.co.ke>