



Weekly Review

Week ended May 8th, 2026

CONTACTS;

Email: info@suntra.co.ke

Website: www.suntra.co.ke

Tel: +254 724 257024

WhatsApp: +254 715 353580

Head Office: Nation Centre, 7th Floor
Kimathi Street, Nairobi, Kenya



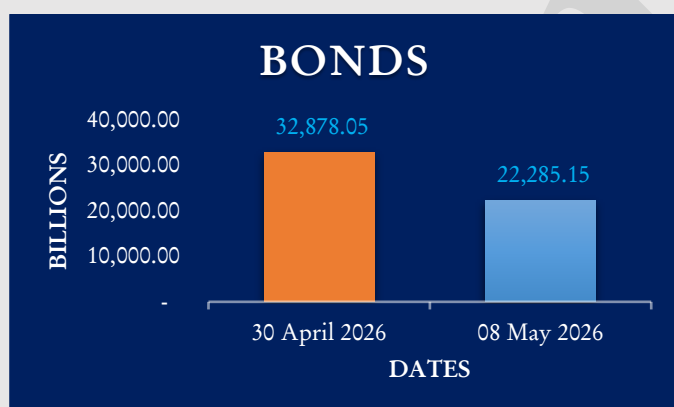
Key Market Indicators

Week ending	8-May-26	30-Apr-25	% Change
NSE 20 SHARE INDEX	3,532.68p	3,547.53p	-0.42%
NSE ALL SHARE INDEX	209.65p	205.34p	+2.10%
NSE 25 SHARE INDEX	5,700.71p	5,667.98p	+0.58%
EQUITY TURNOVER	4,371.00 M	2,292.00 M	+90.73%
MARKET CAPITALIZATION	3,476.91 B	3,405.29 B	+2.10%
EQUITY VOLUME	112.93 M	58.91 M	+91.70%
BOND TURNOVER	22,285.15 M	32,878.05M	-32.22%

(Source: NSE, Suntra research)

Bonds Markets

- The bond market decreased by 32.22% to close the week at **Ksh. 22,285.15 Million** Compared to **Ksh 32,878.05 Million** traded the previous week.



(Source NSE, Suntra research)

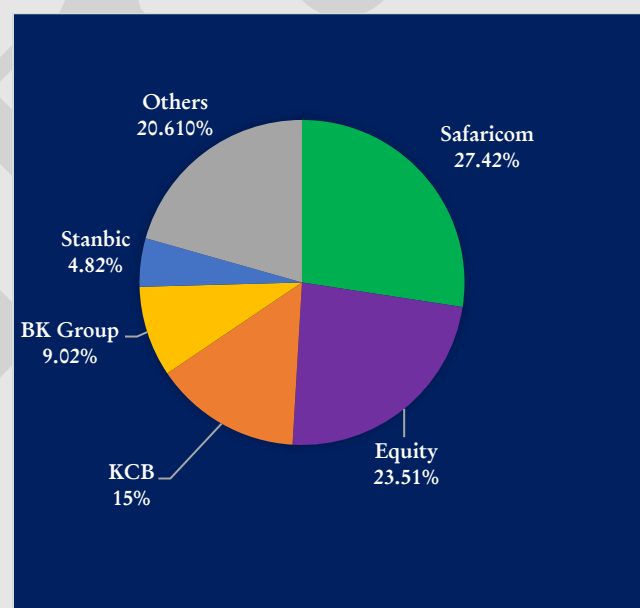
Equities Market

- Throughout the week, the top 5 companies collectively contributed significantly to the market turnover, reaching **Ksh 3,470.58 million**, which represented **79.39%** of the total turnover. This figure marked a notable increase compared to the previous week's turnover of

Ksh 1,689.46 million, constituting **73.72%** of the total turnover.

- The top five companies by market turnover were, **Safaricom, Equity, KCB, BK Group** and **Stanbic**.
- The proportion of the Top Five's Total Turnover to the total market turnover increased by **5.67%** from the previous week's figure of **73.72%**.

Top 5 by Equity Turnover in Millions – 8th May 2026



(Source: NSE, Suntra Research)

- The past week saw a mixed performance in the stock market, with the **NSE 20 Share Index** decreasing by **0.42%** while the **NSE 25 Share Index** also experienced an increase of **0.58%**. Simultaneously, the **NSE All Share Index** also increased by **2.10%**, closing the week at **209.65 points** compared to the previous week's **205.34 points**.
- The **Equity Turnover** for the current week amounted to **Ksh 4,371.00 million**, marking a

Disclaimer: This publication is meant for general information only and is not a warranty, representation, advice or solicitation of any matter. The views expressed are those of the writer and should not be quoted.

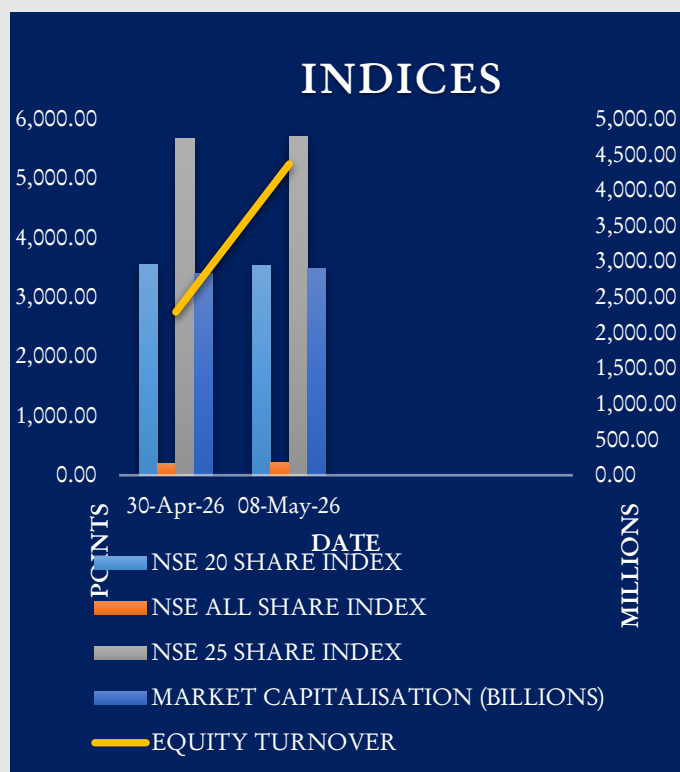
7th Floor Nation Centre, Kimathi Street | P.O Box 74016- 00200, Nairobi, Kenya

☎ : +254 724257024. WhatsApp: 0715353580

✉ : info@suntra.co.ke <https://www.suntra.co.ke>

substantial increase of 90.73% from the previous week's figure of **Ksh 2,292.00 million**.

- There was a net outflow of **Ksh 751.19 Million** as compared to outflow of **Ksh 8.33 Million** during the last week.



(Source: NSE and Suntra Investment Analysis)

SECTOR PERFORMANCE

Agriculture

Kapchorua Tea exhibited an uptrend move of 4.24%, with its share price closing Friday's trading session at **Ksh 252**. Meanwhile, **Willimson** concluded the week at **Ksh 130.5**.

Banking

The banking sector transacted shares worth **Ksh 2.6 billion**, accounting for 61.23% of the week's traded value. **Equity Group** closed the week higher with an 1.7% increase thus closing at a price of **Ksh 74.75**.

Energy and petroleum

Within the sector, **Kengen** and **KPLC** ended the week at **Ksh 9.24** and **Ksh 16.15**, respectively. Kengen and KPLC saw a modest decrease of 0.65% and 0.92% respectively.

Manufacturing

The sector was mainly driven by **Africa Mega Agricorp** which went up by 0.92%, to close the week at **Ksh. 109.25**.

Telecommunications

Safaricom's share price witnessed a slight uptrend move of 8.42% during the week, concluding at **Ksh 32.2**.

(Source: NSE and Suntra Investment Analysis)

CORPORATE NEWS.

- **BOC Kenya Plc** reported an improvement in its 2025 financial performance, with profits growing to **Ksh 314.02 Million**, up from **Ksh 211.65 Million** in 2024. The company has declared a final Dividend of **Ksh 10.35** payable to shareholders on the company register at book closure date **31st May 2026**. The payment date is on or about **21st July 2026**.
- **Car & General Plc** reported an improvement in its 2025 financial performance, with profits growing to **Ksh 2.45 billion**, up from **Ksh 526.04 million** in 2024. The directors have recommended a final Dividend of **Ksh 3.12** payable to shareholders on the company register at book closure date **24th June 2026**. The payment date is on or about **30th June 2026**.

(Source: NSE, Suntra Investment Analysis)

Disclaimer: This publication is meant for general information only and is not a warranty, representation, advice or solicitation of any matter. The views expressed are those of the writer and should not be quoted.

Exchange Rates

During the week ending April 7th, 2026, the Kenya Shilling (Ksh) demonstrated resilience against major international and regional currencies, maintaining its stability. On April 7th, 2026, it stood at Ksh 129.19 per US dollar, compared to Ksh 129.19 per US dollar observed on April 30th, 2026.

(Source: CBK and Suntra Investment Analysis)

NEXT TREASURY BILLS ISSUE NOS. (2682/091), (2656/182) & (2611/364) DATED 18/05/2026

Tenor	91 Days	182 Days	364 Days	Total
Amount Offered (Kes. M)	4,000	10,000	10,000	24,000
Auction Date & Bids Closure	14-May-26	14-May-26	14-May-26	
Results Announcement	14-May-26	14-May-26	14-May-26	
This Auction	8.1895%	8.2100%	8.5145%	
Redemptions				33,991.20
Net Borrowings/Net Repayment				9,992.20

(Source: CBK, Suntra Research)

CORPORATE ACTIONS

Company	Dividend Type	Amount	Books Closure	Payment Date
BAT	Final	Ksh 60.00	08-May-26	12-Jun-26
Standard Chartered	Final	Ksh 23.00	30-Apr-26	21-May-26
Absa	Final	Ksh 1.85	30-Apr-26	19-May-26
EABL	Interim	Ksh 4.00	20-Feb-26	30-Apr-26
Safaricom	Interim	Ksh 0.85	25-Feb-26	31-Mar-26
KPLC	Interim	Ksh 0.30	23-Feb-26	27-Mar-26
Stanbic	Final	Ksh 18.55	15-May-26	04-Jun-26
Liberty	Final	Ksh 0.50	15-Jun-26	30-Aug-26
KCB	Final	Ksh 3.00	02-Apr-26	22-May-26
Equity	Final	Ksh 5.75	22-May-26	30-Jun-26
Co-op	Final	Ksh 1.50	30-Apr-26	05-Jun-26
Diamond	Final	Ksh 9	22-May-26	26-Jun-26
Kakuzi	First & Final	Ksh 16	29-May-26	26-Jun-26
I&M	Final	Ksh 2.25	16-Apr-26	21-May-26
Kenya Re	Final	Ksh 0.15	19-Jun-26	31-Jul-26
NSE	First & Final	Ksh 1	21-May-26	31-Jul-26
Jubilee	Final	Ksh 13	11-Jun-26	24-Jul-26
CIC	Final	Ksh 0.13	23-Apr-26	09-Jun-26
NCBA	Final	Ksh 4.6	30-Apr-26	26-May-26
BK Group	Final	RWF 53.04	15-May-26	31-Jul-26
BOC	Final	Ksh 10.35	31-May-26	21-Jul-26
TP Serena	Final	Ksh 0.35	24-Jun-26	30-Jul-26
Car & General	Final	Ksh 3.12	24-Jun-26	30-Jun-26
Safaricom	Final	Ksh 1.15	04-Aug-26	04-Sep-26

WEEKLY EQUITIES SUMMARY

	Latest Price	Previous Price	WoW Return	52 week high	52 week low
Eaagads	33.55	33.75	-0.59% ▼	35.25	10
Kakuzi	409.25	423.75	-3.42% ▼	440	240
Kapchorua	252	241.75	4.24% ▲	424.25	81
Limuru Tea	507	510	-0.59% ▼	555	310
Sasini	28.5	26	9.62% ▲	33.9	13.6
Williamson	130.5	131	-0.38% ▼	350	120
Car and General	80.25	73	9.93% ▲	73.5	18.5
ABSA	28.1	30.5	-7.87% ▼	33	10
BK Group	53.5	54.5	-1.83% ▼	49.5	26.5
Diamond Trust	149	147.5	1.02% ▲	170	43.05
Equity	74.75	73.5	1.70% ▲	80	33.7
HF Group	9.08	9	0.89% ▲	11.5	2.8
I & M	49.95	49.5	0.91% ▲	51.5	15.8
KCB	66.75	67	-0.37% ▼	80.5	15
NCBA Group	88.25	89	-0.84% ▼	100	28.5
Stanbic	290	286	1.40% ▲	270	90
Standard Chartered	334.75	351	-4.63% ▼	365	134
Co-op	29.4	31.3	-6.07% ▼	31.5	10.1
Eveready	1.13	1.15	-1.74% ▼	1.88	0.59
Express	7.22	7.4	-2.43% ▼	10	2.7
HomeBoyz	4.66	4.66	0.00% ▬	4.66	4.66
Kenya Airways	6.1	6.5	-6.15% ▼	9.18	3.65
Longhorn	2.87	2.96	-3.04% ▼	3.46	2
Nairobi Busines Ventures	1.38	1.41	-2.13% ▼	5	1.58
Nation Media	13.15	13.95	-5.73% ▼	22.4	10.6
Sameer	16.3	16.8	-2.98% ▼	21.5	1.8
Standard Group	5.9	6.22	-5.14% ▼	10.8	4.5
TPS Eastern Africa	16.45	16.3	0.92% ▲	18.7	10.85
Uchumi	1.79	1.88	-4.79% ▼	2.93	0.16
WPP Scangroup	2.12	2.24	-5.36% ▼	3.95	1.8
Bamburi	54	54	0.00% ▬	84	21.3
Crown paints	63.25	56.5	11.95% ▲	57.5	29
EA cables	1.71	1.71	0.00% ▬	3.27	0.72
EA portland	78.25	79.75	-1.88% ▼	81	4.38
Kengen	9.24	9.3	-0.65% ▼	9.5	1.94
Kenya Power	16.15	16.3	-0.92% ▼	16.85	1.3
Total	44.95	44.6	0.78% ▲	42.9	14.55
Umeme	8.04	8.04	0.00% ▬	8.7	6.3
Kenya Pipeline	9.1	9.24	-1.52% ▼	9.94	9
Britam	12.25	12.3	-0.41% ▼	12.25	4.01
CIC	4.33	4.26	1.64% ▲	4.94	1.6
Jubilee	385.75	380.25	1.45% ▲	389.5	142
Kenya Re	3.32	3.33	-0.30% ▼	4.02	1.05
Liberty	9.78	9.8	-0.20% ▼	12.2	3.3
Sanlam	8.92	9.18	-2.83% ▼	11	4
Centum	13.75	13.65	0.73% ▲	16.75	7.6
Home Africa	1.34	1.42	-5.63% ▼	1.83	0.27
Kurwitu	1500	1500	0.00% ▬	1500	1500
Olympia	6.98	7.22	-3.32% ▼	9	1.91
Trans-Century	1.12	1.12	0.00% ▬	1.78	0.29
NSE	20.1	19.9	1.01% ▲	25.9	5.22
BOC Kenya	151	151	0.00% ▬	144.75	65
BAT	569	574	-0.87% ▼	629	325
Carbacid	28.9	29.85	-3.18% ▼	32.5	11
EABL	245.25	243.5	0.72% ▲	351	100
FlameTree	1.88	2.14	-12.15% ▼	3.11	0.86
Africa Mega Agricorp	109.25	108.25	0.92% ▲	118.25	10.4
Unga	26.5	27.85	-4.85% ▼	34	12
Shri Krishana	10.2	8.76	16.44% ▲	12	5.9
Safaricom	32.2	29.7	8.42% ▲	34.1	11.5

Note:

Latest Price- Price on 8th Friday May, 2026.

Previous Price- Price on 30th Thursday April, 2026.

WoW Return-Percentage change between Latest and previous Price.

52 Week High- Highest price in the year.

52 Week Low- Lowest price in the year.

Research Analyst Desk

Email: research@suntra.co.ke

: vincent.mwendwa@suntra.co.ke

Disclaimer: This publication is meant for general information only and is not a warranty, representation, advice or solicitation of any matter. The views expressed are those of the writer and should not be quoted.

7th Floor Nation Centre, Kimathi Street | P.O Box 74016- 00200, Nairobi, Kenya

☎ : +254 724257024. WhatsApp: 0715353580

☎ : info@suntra.co.ke <https://www.suntra.co.ke>