



Weekly Review

Week ended April 24th, 2026

CONTACTS;

Email: info@suntra.co.ke

Website: www.suntra.co.ke

Tel: +254 724 257024

WhatsApp: +254 715 353580

Head Office: Nation Centre, 7th Floor
Kimathi Street, Nairobi, Kenya



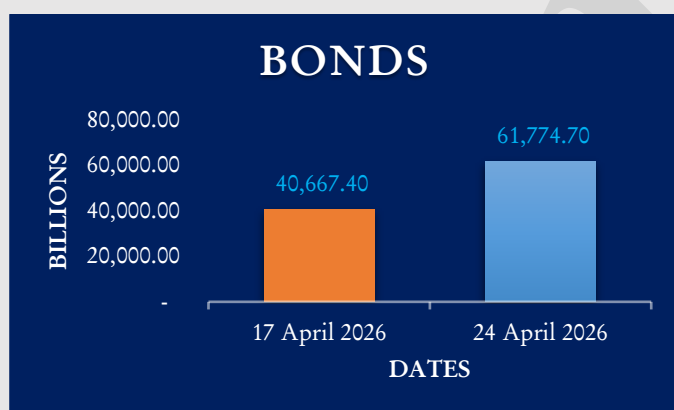
Key Market Indicators

Week ending	24-Apr-26	17-Apr-25	% Change
NSE 20 SHARE INDEX	3,589.13p	3,606.52p	-0.48%
NSE ALL SHARE INDEX	207.09p	208.13p	-0.50%
NSE 25 SHARE INDEX	5,735.29p	5,756.90p	-0.38%
EQUITY TURNOVER	2,997.00 M	5,410.00 M	-44.6%
MARKET CAPITALIZATION	3,434.20 B	3,451.45 B	-0.50%
EQUITY VOLUME	106.64 M	339.77 M	-68.61%
BOND TURNOVER	61,774.70 M	40,667.40M	+51.90%

(Source: NSE, Suntra research)

Bonds Markets

- The bond market increased by **51.90%** to close the week at **Ksh. 61,774.70 Million** Compared to **Ksh 40,667.4 Million** traded the previous week.



(Source NSE, Suntra research)

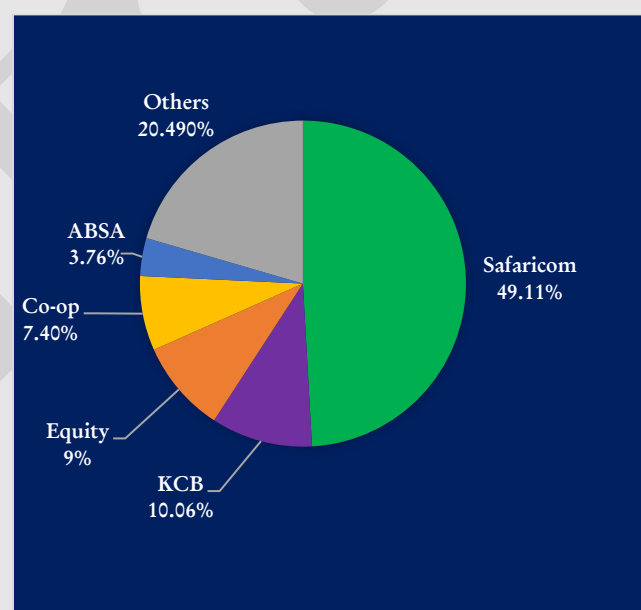
Equities Market

- Throughout the week, the top 5 companies collectively contributed significantly to the market turnover, reaching **Ksh 2,383.25 million**, which represented **79.51%** of the total turnover. This figure marked a notable decrease compared to the previous week's turnover of

Ksh 4,595.56 million, constituting **84.94%** of the total turnover.

- The top five companies by market turnover were, **Safaricom, KCB, Equity, Co-op and ABSA**.
- The proportion of the Top Five's Total Turnover to the total market turnover decreased by **5.43%** from the previous week's figure of **84.94%**.

Top 5 by Equity Turnover in Millions – 24th Apr 2026



(Source: NSE, Suntra Research)

- The past week saw a downtrend performance in the stock market, with the **NSE 20 Share Index** decreasing by **0.48%** while the **NSE 25 Share Index** also experienced a decrease of **0.38%**. Simultaneously, the **NSE All Share Index** also increased by **0.50%**, closing the week at **207.09 points** compared to the previous week's **208.13 points**.
- The **Equity Turnover** for the current week amounted to **Ksh 2,997.00 million**, marking a

Disclaimer: This publication is meant for general information only and is not a warranty, representation, advice or solicitation of any matter. The views expressed are those of the writer and should not be quoted.

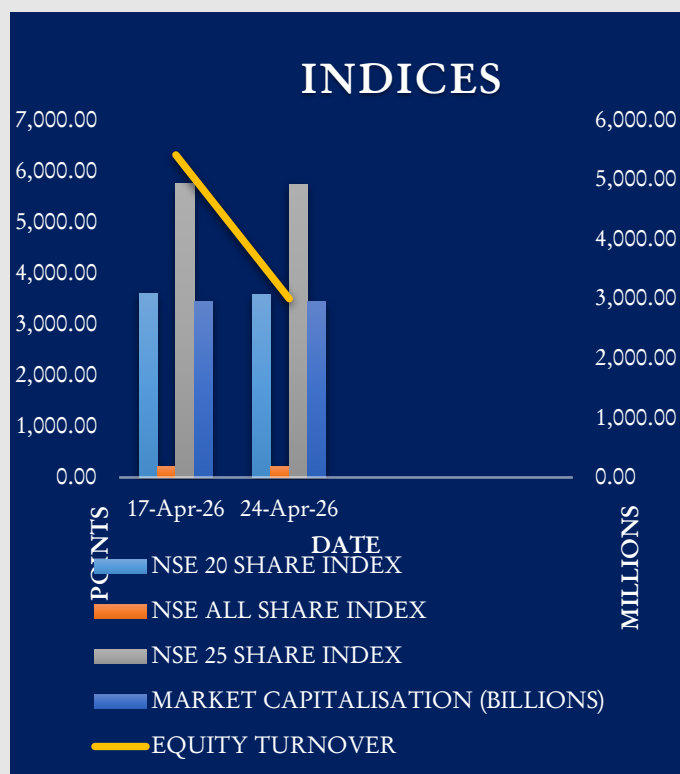
7th Floor Nation Centre, Kimathi Street | P.O Box 74016- 00200, Nairobi, Kenya

☎ : +254 724257024. WhatsApp: 0715353580

✉ : info@suntra.co.ke <https://www.suntra.co.ke>

substantial decrease of 44.60% from the previous week's figure of **Ksh 5,410.00 million**.

- There was a net outflow of **Ksh 311.98 Million** as compared to inflow of **Ksh 78.17 Million** during the last week.



(Source: NSE and Suntra Investment Analysis)

SECTOR PERFORMANCE

Agriculture

Eaagads Tea exhibited an uptrend move of 9.50%, with its share price closing Friday's trading session at **Ksh 35.15**. Meanwhile, **Willimson** concluded the week at **Ksh 137**.

Banking

The banking sector transacted shares worth **Ksh 1.08 billion**, accounting for 43.58% of the week's traded value. **I&m bank** closed the week higher with an 2.48% increase thus closing at a price of **Ksh 49.65**.

Energy and petroleum

Within the sector, **Kengen** and **KPLC** ended the week at **Ksh 9.3** and **Ksh 16.5**, respectively. **Kengen** and **KPLC** saw a modest decrease of 0.00% and 2.37% respectively.

Manufacturing

The sector was mainly driven by **BOC Kenya** which went up by 8.94%, to close the week at **Ksh. 152.25**.

Telecommunications

Safaricom's share price witnessed a slight uptrend move of 1.01% during the week, concluding at **Ksh 29.9**.

(Source: NSE and Suntra Investment Analysis)

CORPORATE NEWS.

- **BOC Kenya Plc** reported an improvement in its 2025 financial performance, with profits growing to **Ksh 314.02 Million**, up from **Ksh 211.65 Million** in 2024. The company has declared a final Dividend of **Ksh 10.35** payable to shareholders on the company register at book closure date **31st May 2026**. The payment date is on or about **21st July 2026**.
- **Equity Group** reported an improvement in its 2025 financial performance, with profits growing to **Ksh 71.96 billion**, up from **Ksh 46.55 billion** in 2024. The lender has declared a final Dividend of **Ksh 5.75** payable to shareholders on the company register at book closure date **30th April 2026**. The payment date is subject to approval by the board.
- The **Monetary Policy Committee** met on **Wednesday 8th April** thus holding the **CBR rate at 8.75%**.

(Source: NSE, Suntra Investment Analysis)

Disclaimer: This publication is meant for general information only and is not a warranty, representation, advice or solicitation of any matter. The views expressed are those of the writer and should not be quoted.

Exchange Rates

During the week ending **April 24th, 2026**, the Kenya Shilling (Ksh) demonstrated resilience against major international and regional currencies, maintaining its stability. On **April 24th, 2026**, it stood at **Ksh 129.21** per US dollar, compared to **Ksh 129.18** per US dollar observed on **April 16th, 2026**.

(Source: CBK and Suntra Investment Analysis)

NEXT TREASURY BILLS ISSUE NOS. (2680/091), (2654/182) & (2609/364) DATED 04/05/2026

Tenor	91 Days	182 Days	364 Days	Total
Amount Offered (Kes. M)	4,000	10,000	10,000	24,000
Auction Date & Bids Closure	30-Apr-26	30-Apr-26	30-Apr-26	
Results Announcement	30-Apr-26	30-Apr-26	30-Apr-26	
This Auction	7.7794%	7.8867%	8.2710%	
Redemptions				24,380.25
Net Borrowings/Net Repayment				380.25

(Source: CBK, Suntra Research)

CORPORATE ACTIONS

Company	Dividend Type	Amount	Books Closure	Payment Date
BAT	Final	Ksh 60.00	08-May-26	12-Jun-26
Standard Chartered	Final	Ksh 23.00	30-Apr-26	21-May-26
Absa	Final	Ksh 1.85	30-Apr-26	19-May-26
EABL	Interim	Ksh 4.00	20-Feb-26	30-Apr-26
Safaricom	Interim	Ksh 0.85	25-Feb-26	31-Mar-26
KPLC	Interim	Ksh 0.30	23-Feb-26	27-Mar-26
Stanbic	Final	Ksh 18.55	15-May-26	Subject to Approval
Liberty	Final	Ksh 0.50	15-June-26	30-Aug-26
KCB	Final	Ksh 3.00	02-Apr-26	Subject to Approval
Equity	Final	Ksh 5.75	22-May-26	30-June-26
Co-op	Final	Ksh 1.50	30-Apr-26	05-June-26
Diamond	Final	Ksh 9	22-May-26	26-Jun-26
Kakuzi	First & Final	Ksh 16	29-May-26	26-Jun-26
I&M	Final	Ksh 2.25	16-Apr-26	21-May-26
Kenya Re	Final	Ksh 0.15	19-June-26	31-Jul-26
NSE	First & Final	Ksh 1	21-May-26	31-Jul-26
Jubilee	Final	Ksh 13	11-Jun-26	24-Jul-26
CIC	Final	Ksh 0.13	23-Apr-26	09-Jun-26
NCBA	Final	Ksh 4.6	30-Apr-26	26-May-26
BK Group	Final	RWF 53.04	15-May-26	31-Jul-26
Laptrust Imara	Final	Ksh 0.41	02-Apr-26	30-Apr-26

7th Floor Nation Centre, Kimathi Street | P.O Box 74016- 00200, Nairobi, Kenya

☎ : +254 724257024. WhatsApp: 0715353580

✉ : info@suntra.co.ke <https://www.suntra.co.ke>

WEEKLY EQUITIES SUMMARY

	Latest Price	Previous Price	WoW Return	52 week high	52 week low
Eaagads	35.15	32.1	9.50% ▲	35.25	10
Kakuzi	423.5	420	0.83% ▲	440	240
Kapchorua	241.25	243.75	-1.03% ▼	424.25	81
Limuru Tea	510	510	0.00% ▬	555	310
Sasini	27	26.95	0.19% ▲	33.9	13.6
Williamson	137	135.25	1.29% ▲	350	120
Car and General	65.5	66.25	-1.13% ▼	73.5	18.5
ABSA	30.5	31.45	-3.02% ▼	33	10
BK Group	54	52	3.85% ▲	49.5	26.5
Diamond Trust	149	149.75	-0.50% ▼	170	43.05
Equity	75	75	0.00% ▬	80	33.7
HF Group	9.38	9.26	1.30% ▲	11.5	2.8
I & M	49.65	48.45	2.48% ▲	51.5	15.8
KCB	68.5	69.25	-1.08% ▼	80.5	15
NCBA Group	88.75	89.75	-1.11% ▼	100	28.5
Stanbic	287.5	289	-0.52% ▼	270	90
Standard Chartered	346.75	360	-3.68% ▼	365	134
Co-op	32.2	32.5	-0.92% ▼	31.5	10.1
Eveready	1.16	1.15	0.87% ▲	1.88	0.59
Express	7.32	7.64	-4.19% ▼	10	2.7
HomeBoyz	4.66	4.66	0.00% ▬	4.66	4.66
Kenya Airways	6.42	6.8	-5.59% ▼	9.18	3.65
Longhorn	2.98	3.12	-4.49% ▼	3.46	2
Nairobi Busines Ventures	1.45	1.43	1.40% ▲	5	1.58
Nation Media	14.8	15.05	-1.66% ▼	22.4	10.6
Sameer	17.75	19.05	-6.82% ▼	21.5	1.8
Standard Group	6.28	5.96	5.37% ▲	10.8	4.5
TPS Eastern Africa	15.6	16.65	-6.31% ▼	18.7	10.85
Uchumi	1.85	1.92	-3.65% ▼	2.93	0.16
WPP Scangroup	2.23	2.29	-2.62% ▼	3.95	1.8
Bamburi	54	54	0.00% ▬	84	21.3
Crown paints	57.25	59.25	-3.38% ▼	57.5	29
EA cables	1.71	1.71	0.00% ▬	3.27	0.72
EA portland	79.25	81	-2.16% ▼	81	4.38
Kengen	9.3	9.3	0.00% ▬	9.5	1.94
Kenya Power	16.5	16.9	-2.37% ▼	16.85	1.3
Total	42.05	42.5	-1.06% ▼	42.9	14.55
Umeme	7.96	8	-0.50% ▼	8.7	6.3
Kenya Pipeline	9.26	9.94	-6.84% ▼	9.94	9
Britam	12.4	12.25	1.22% ▲	12.25	4.01
CIC	4.45	4.66	-4.51% ▼	4.94	1.6
Jubilee	380	385.75	-1.49% ▼	389.5	142
Kenya Re	3.39	3.38	0.30% ▲	4.02	1.05
Liberty	9.88	9.82	0.61% ▲	12.2	3.3
Sanlam	9.24	9.3	-0.65% ▼	11	4
Centum	13.9	14.25	-2.46% ▼	16.75	7.6
Home Africa	1.45	1.42	2.11% ▲	1.83	0.27
Kurwitu	1500	1500	0.00% ▬	1500	1500
Olympia	7.7	7.42	3.77% ▲	9	1.91
Trans-Century	1.12	1.12	0.00% ▬	1.78	0.29
NSE	20.05	20.25	-0.99% ▼	25.9	5.22
BOC Kenya	152.25	139.75	8.94% ▲	144.75	65
BAT	574	569	0.88% ▲	629	325
Carbacid	29.8	29.4	1.36% ▲	32.5	11
EABL	248.5	248.75	-0.10% ▼	351	100
FlameTree	2.26	2.36	-4.24% ▼	3.11	0.86
Africa Mega Agricorp	116.75	118.5	-1.48% ▼	118.25	10.4
Unga	28.95	28.05	3.21% ▲	34	12
Shri Krishana	8.84	9.26	-4.54% ▼	12	5.9
Safaricom	29.9	29.6	1.01% ▲	34.1	11.5

Note:

Latest Price- Price on 24th Friday April, 2026.

Previous Price- Price on 17th Friday April, 2026.

WoW Return-Percentage change between Latest and previous Price.

52 Week High- Highest price in the year.

52 Week Low- Lowest price in the year.

Research Analyst Desk

Email: research@suntra.co.ke

: vincent.mwendwa@suntra.co.ke

Disclaimer: This publication is meant for general information only and is not a warranty, representation, advice or solicitation of any matter. The views expressed are those of the writer and should not be quoted.

7th Floor Nation Centre, Kimathi Street | P.O Box 74016- 00200, Nairobi, Kenya

☎ : +254 724257024. WhatsApp: 0715353580

☎ : info@suntra.co.ke <https://www.suntra.co.ke>