



Weekly Review

Week ending April 6, 2023

CONTACTS;

Email: info@suntra.co.ke

Website: www.suntra.co.ke

Tel: +254 724 257024

Whatsapp: +254 715 353580

Head Office: Nation Centre, 7th Floor

Kimathi Street, Nairobi, Kenya.



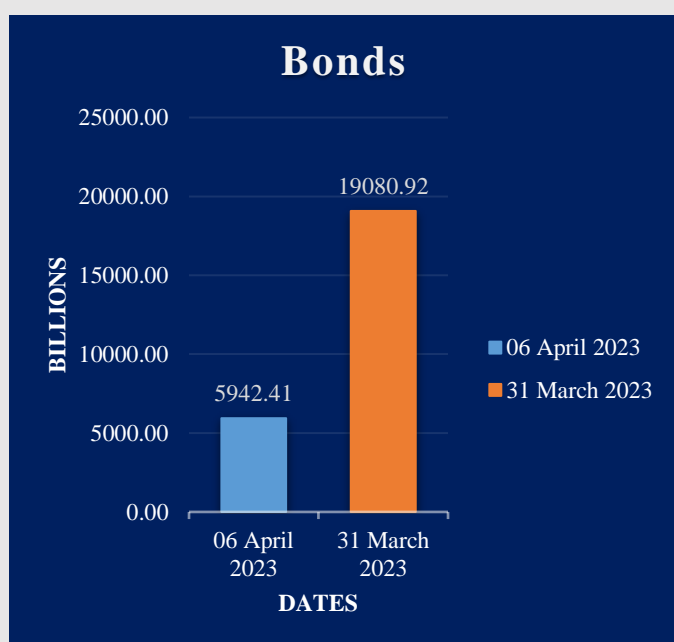
Key Market Indicators

Week ending	6-Apr-23	31-Mar-23	% Change
NSE 20 SHARE INDEX	1,645.65	1,622.05	+1.45%
NSE ALL SHARE INDEX	114.26	112.76	+1.65%
NSE 25 SHARE INDEX	2,981.80	2,965.91	+0.54%
MARKET TURNOVER	1,526.44	1,746.66	-12.61%
MARKET CAPITALIZATION	1,779.67	1,756.26	+1.33%
EQUITY VOLUME	71.96	71.77	+0.26%
BOND TURNOVER	5,942.41	19,080.92	-68.86%

(Source: NSE, Suntra research)

Bonds Markets

- The bond market decreased by **68.86%** to close the week at **KES. 5,942.41 Million** compared to **KES 19,080.92 Million** traded the previous week.

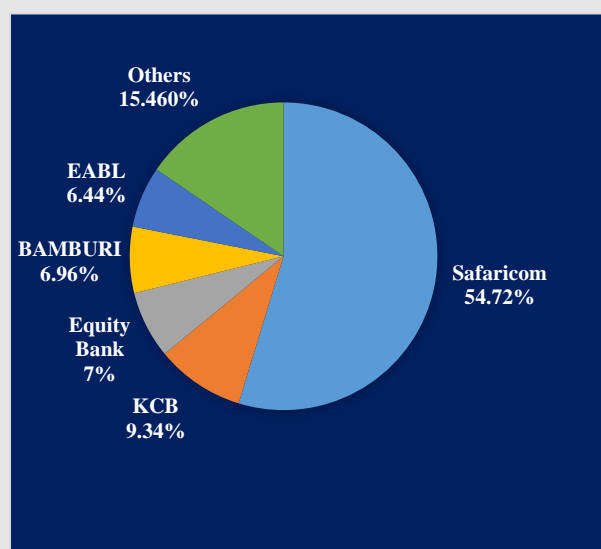


(Source NSE, Suntra research)

Equities Market

- During the week, the total market turnover of the top 5 companies was **Kes. 1,290.35 Million**, accounting for **84.54%** of the total turnover, as compared to last week's **Kes. 1,599.15 Million**, summing up to **91.56%** of the total turnover.
- The top five companies by market turnover were **Safaricom, KCB, EQUITY, BAMBURI, and EABL**.
- The Top Five's Total Turnover as a proportion of total market turnover decreased to **7.02%** from **91.56%** recorded in the previous week

Top 5 by Market Turnover in Millions – 6th April 2023



(Source: NSE, Suntra Research)

- There was an uptrend performance in the past week where the **NSE 20** share index and **NSE 25** share index increased by **1.45%** and **0.54%** respectively. **NSE ALL** share index increased by **1.33%** to close the week at **Kes 114.26** from **Kes 112.76** of the previous week.
- Turnover for this week was **Kes 1,526.44 Million**, compared to **Kes 1,746.66 Million** recorded in the previous week, recording a **12.61%** decrease.

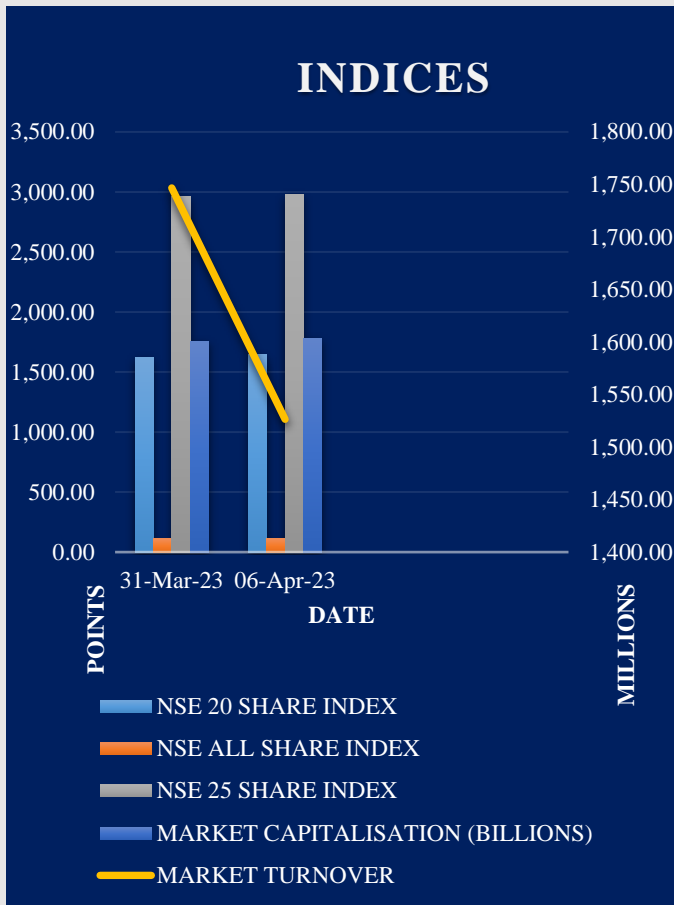
Disclaimer: This publication is meant for general information only and is not a warranty, representation, advice or solicitation of any matter. The views expressed are those of the writer and should not be quoted.

7th Floor Nation Centre, Kimathi Street | P.O Box 74016- 00200, Nairobi, Kenya

☎ : +254 724257024. WhatsApp: 0715353580

✉ : info@suntra.co.ke <https://www.suntra.co.ke>

- There was a net outflow of **Kes 171.42 Million** during the week as compared to last week's outflow of **Kes 372.33 Million**.



(Source: NSE and Suntra Investment Analysis)

SECTOR PERFORMANCE

Agriculture

Sasini has registered an increase of **12.62%**. Its share price is currently at **Kes 29**. Williamson finished the week with a **5.45%** increase from **Kes 165 to Kes 174**.

Banking

The banking sector transacted shares worth **377.5 Million** as compared to last week's **Kes 923 Million** accounting for **24.73%** of the week's trade, a decrease from last week's **52.85%**. **HF Group** and **BK Group** closed the week higher with a **9.71%** and **3.77%** increase respectively.

Energy and petroleum

In the sector Kenya Power and KenGen closed at **Kes 1.61** and **Kes 2.4** respectively, making an increase of **4.55%** and an increase of **9.09%**.

Manufacturing

The sector was mainly driven by **BOC Kenya** which went up by **10.00%** to close the week at **Kes. 77**.

Telecommunications

Safaricom share price increased from **Kes 18.1** to **Kes 18.6** making a profit margin of **2.76%**. Total shares traded also decreased from **639 Billion** to **46 Million**.

(Source: NSE and Suntra Investment Analysis)

CORPORATE NEWS

- **Nation Media Group** announced its financial year 2022 results and the board of directors proposed a final dividend of **KSH 1.50**, payable on or about **31/07/23** to shareholders on the register on close of business on **16/06/23**, despite the economic slowdown in Kenya aggravated by the prolonged electioneering period.

Disclaimer: This publication is meant for general information only and is not a warranty, representation, advice or solicitation of any matter. The views expressed are those of the writer and should not be quoted.

7th Floor Nation Centre, Kimathi Street | P.O Box 74016- 00200, Nairobi, Kenya

☎ : +254 724257024. WhatsApp: 0715353580

✉ : info@suntra.co.ke <https://www.suntra.co.ke>

CORPORATE ACTIONS

Company	Dividend Type	Amount	Books Closure	Payment Date
BAT	Final	Kes 52	26-May-23	15-Jun-23
Stanbic	Final	Kes12.60	19-May-23	Subject to approval
Kakuzi	First & Final	Kes24.00	31-May-23	15-Jun-23
Cooperative	First & Final	Kes 1.50	24-May-23	09-Jun-23
Stanchart	Final	Kes16.00	21-Apr-23	25-May-23
CIC group	Final	Kes 0.13	08-May-23	26-May-23
ABSA	Final	Kes 1.15	28-Apr-23	25-May-23
NSE	First & Final	Kes 0.20	31-May-23	31-Jul-23
Kenya Re	Final	Kes 0.20	16-Jun-23	28-Jul-23
Umeme	Final	Ushs 63.9	20-Jul-23	20-Jul-23
BK Group	First & Final	Frw 32.5	22-Jun-23	01-Jul-23
Limuru Tea	Final	Kes 2.5	14-Apr-23	30-Jun-23
DTB	First & Final	Kes 5	12-May-23	15-Jun-23
NCBA	Final	Kes 2.25	28-Apr-23	31-May-23
I&M	First & Final	Kes 2.25	20-Apr-23	25-May-23
Nation Media	Final	Kes 1.50	16-Jun-23	31-Jul-23

(Source: NSE, Suntra Research)

Disclaimer: This publication is meant for general information only and is not a warranty, representation, advice or solicitation of any matter. The views expressed are those of the writer and should not be quoted.

7th Floor Nation Centre, Kimathi Street | P.O Box 74016- 00200, Nairobi, Kenya

☎ : +254 724257024. WhatsApp: 0715353580

✉ : info@suntra.co.ke <https://www.suntra.co.ke>